







-  Packet Pickup
-  Finish Line
-  Bus loading
-  Recommended Parking Areas
-  Runner approach
  
-  Buses Load in Lot #1 5:30-6:40 a.m.

Map produced by  
Stillwater Parking Commission  
3/20/14

